



Proud to be headline sponsor



THE
LOCH NESS
CENTRE

The *Quest* Weekend

**Volunteers'
Pack**





The *Quest* Weekend

On behalf of the Loch Ness Exploration and the headline sponsor [The Loch Ness Centre](#), thank you for generously volunteering your time and energy to be a part of The Quest Weekend on the 26th and 27th of August. Your dedication and enthusiasm are truly commendable as we prepare for an extraordinary event - the largest surface watch in over 50 years!

Your involvement is crucial in making this weekend a resounding success and an unforgettable experience for everyone involved, and we can't wait to embark on this exciting journey together.

The Loch Ness Centre is proud to be involved this year as a headline sponsor for this epic Quest. This is a dynamic collaboration that's set to redefine Loch Ness adventures. From uncovering hidden secrets to embracing the unexpected, The Quest Weekend promises excitement beyond measure.

This volunteers pack includes:

Safety Guidance	3
Emergency Numbers	4
Contact Information	4
Surface Watch Locations	5
Surface Watch Online	5
Schedule of The Quest Weekend	6
How to Report a Sighting	6
Mistaken Identities	7
Checklist	8
Events Throughout the Weekend	9





Safety Guidance

We kindly remind all participants that they are responsible for their own safety throughout the event. The Loch Ness Centre and Loch Ness Exploration team cannot assume liability for personal safety matters. Your wellbeing is paramount, so please exercise caution and follow guidelines for a secure and enjoyable experience.

- Plan your journey ahead of the event.
- Keep a close eye on the upcoming weather.
- Wear appropriate clothing relevant to weather.
- The Highland terrain can be challenging to walk through – we recommend hiking boots.
- The roads around Loch Ness can be busy with fast flowing traffic. Please be vigilant and keep yourself alert and safe at all times. Remember to look both ways if crossing the road and wear a Hi-Vis Vest if possible.
- Please use the laybys to park your vehicle or designated parking spaces – do NOT park in passing areas on single or double track roads.
- If you are watching from the shoreline be mindful of the terrain – even on sunny days the rocks can be slippery.
- We do NOT recommend swimming in Loch Ness as it's extremely dangerous, dark and very deep.
- We need to remain respectful at all times – treat others how you want to be treated.
- If you are using a drone you must be registered if your drone is over 250kg. Please stick to rules and regulations.
- If you are bringing food then please take all trash with you and make sure it goes in the bin – everyone is responsible for keeping the loch and the Scottish Highlands clean.
- It's important to have fun but everyone's safety must come first, so please ensure you look out for yourselves and one another.

Safety Advice from Loch Ness Lifeboat Station

Should you find yourself in the water unexpectedly, you should fight the urge to swim and lie on your back, spread your arms and legs, and float until the cold water shock has passed. **Float To Live - What To Do In An Emergency**. By this stage you will have become acclimatised to the water temperature, and find it much easier to swim to shore or summon assistance.

Should you see anyone in difficulty in the water, please dial 999, and ask for the Coastguard. Do not be tempted to put yourself in danger by entering the water to assist. In these situations the rescuer often becomes the casualty. If they cannot swim, you can assist by throwing a lifering, or some form of floatation device to help them remain afloat until assistance arrives.





Emergency Numbers

- In an emergency dial **999** for the police, fire and ambulance service.
- For non-emergencies, you can contact the police on **101** and the fire service on **01382 835804** (24 hours).
- Emergency HM Coastguard & RNLI lifeboat Station please call: **07432 353443**

Contact Information

Throughout the weekend, kindly direct any requests to the following email address:
thequest@lochness.com.

If you happen to spot any sightings, please utilise this email address and remember to mark the email as important: **thequest@lochness.com**.

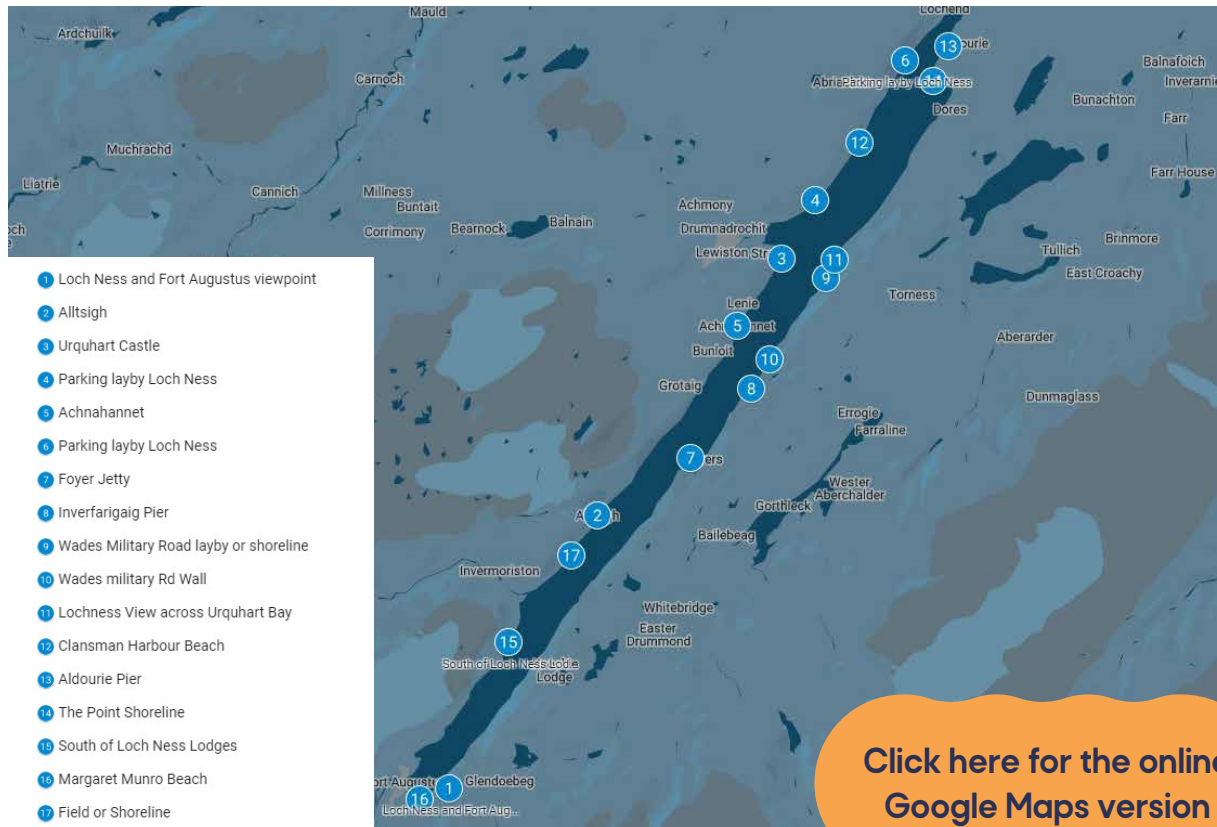
We kindly request that you refrain from calling The Loch Ness Centre during the Quest Weekend. For emergencies, please consult the section above for the designated emergency contact number.





Surface Watch Locations

See below the Surface Watch Locations Map created by Alan McKenna of Loch Ness Exploration. All official volunteers will be notified of their designated spots to cover, ensuring a seamless monitoring experience. These locations are public places, and The Loch Ness Centre and LNE are not liable for them. Each volunteer is responsible for their own safety.



[Click here for the online Google Maps version](#)

Surface Watch Online

Throughout the weekend, volunteers can also watch [Visit Inverness Loch Ness live webcams](#).

If you spot anything unusual while watching live webcams, you can easily and quickly do a screenshot of the view, by clicking on the camera (see below). If you want to report a sighting, please check the next page.



Screenshot

Zoom

[Click here for the webcams](#)





Schedule of The *Quest* Weekend

Date	Time	Location	Event
Saturday & Sunday	8.30am	Online at The Loch Ness Centre Facebook page	Alan McKenna will be briefing all the volunteers at The Loch Ness Centre - live streamed online.
Saturday & Sunday	9am - 5pm	Your chosen surface watch location / live webcams	Surface Watch
Saturday & Sunday	6 pm	Online at The Loch Ness Centre Facebook page	Alan McKenna will be summarising the day of search and update the volunteers on any sightings at The Loch Ness Centre - live streamed online
Saturday	during the night	Not disclosed	Thermal Imaging Drones

How to Report a *Sighting*

If you see something unusual during your time watching Loch Ness, there are a few things you can do to report a sighting:

- Have you filmed something you couldn't identify, and you think it could be the Loch Ness Monster? If yes, email thequest@lochness.com straight away and make sure to add an important flag to your email.
- Have you seen something, but you are unsure of what it is and you need help identifying it? We will need you to answer as many of the questions in the form below to help us determine what you saw. You can also send any photos to thequest@lochness.com

Click here to report a sighting

We also recommend for you to bring a printed version of the "Report a Sighting" form, in case you don't have internet access at your spotting location.






[Click here for a printer friendly form.](#)





Mistaken Identities Chart

While observing the surface of Loch Ness, it's crucial to keep in mind the vast expanse of the loch, which can often appear hazy during the summer months and mist-covered during rain. To prevent misconceptions, familiarise yourself with common misidentifications outlined in the chart below, ensuring accurate observations and avoiding any potential misinterpretations. Head over to [The Loch Ness Centre](#) in Drumnadrochit to find out more about mistaken identities.

Mistaken Identities	Explanation	Example
Boatwake / windslicks	Boats leave humpy waves behind.	
Waterbird / otters / deers / seals	In calm weather, waterbirds look much bigger than they really are.	
Floating logs	Strangely shaped logs are very common in Loch Ness.	
Distant boat / canoeing / rafting / kayaks	They can look like the hump of an animal travelling through the water.	
Floating debris / submerged rocks	Floating debris is also commonly seen floating around.	





Checklist

In anticipation of the quest weekend, we've developed a checklist to assist in your preparations. Our list includes suggested items for your consideration, designed to enhance your experience, but please note that these are merely recommendations.

Before the weekend:

- Read the Volunteers' Pack
- Review** the safety guidance
- Check your mobile network coverage map, in case you need to report a sighting during the weekend:
 - O2 - [click here](#)
 - Vodafone - [click here](#)
 - BT - [click here](#)
 - 3 Mobile - [click here](#)
- Tune** into our Live Quest Q&A session on Wednesday 23rd August
- Make sure your phone is charged
- Check the weather forecast
- Follow The Quest action using hashtag [#nessiequest23](#)

To bring along for the weekend:

- Smartphone / Camera
- Binoculars / Monoculars
- Bright clothing / Hi-Vis Vests
- Hiking shoes
- Midge spray
- Water / Snacks
- Portable power bank for your phone
- Depending on the weather: waterproofs / sunscreen / hat
- List of emergency numbers





Events Throughout the Weekend

Time	Event's Name	Event's Description	Link
Saturday & Sunday 10am - 1pm	Nessie Hunter Cruises	These Premium 90-min Deepscan Cruises offer you the rare opportunity to join esteemed Nessie Hunters and use hydrophones and sonar scan the loch.	Book now >
Saturday 6pm - 8pm	Premium Tour & Expert Talk - The Loch Ness Centre	The 1-hour tour of The Loch Ness Centre will be followed by a glass of fizz and a discussion with famous Nessie Hunters and Loch Ness experts: Steve Feltham, Alan McKenna and Roland Watson.	Book now >
Saturday & Sunday 9.30 - 5pm	Tours of The Loch Ness Centre - Drumnadrochit	Explore the real stories of Loch Ness and its Monster during a 1-hour immersive experience. Pre-book your ticket in advance to save 10%.	Book now >
Saturday & Sunday 2pm - 5pm	Deepscan Cruises	During this 1-hour boat tour, Captain Alistair Matheson will welcome you on board Deepscan where you will be able to admire stunning views and learn about Loch Ness and its Monster.	Book now >
Saturday 10am - 5pm	The Glenurquhart Highland Games - Drumnadrochit	Witness traditional events, such as hammer throwing and caber tossing, as well as a range of exciting competitions, including the Glen Challenge and a hill race.	Find out more >



To help show your appreciation to the **Loch Ness Lifeboat Station** for helping to ensure the safety of all during The Quest Weekend, please consider making a donation. Your contribution will be gratefully received and will actively support a vital institution dedicated to saving lives.

[Click here
to donate](#)



LOCH NESS
EXPLORATION

Headline Sponsor



THE
LOCH NESS
CENTRE

The Loch Ness Centre, Drumnadrochit,
Loch Ness, Inverness-shire
IV63 6TU

 @thelochnesscentre

 @loch_ness_centre

info@lochness.com
lochness.com

continuum
attractions